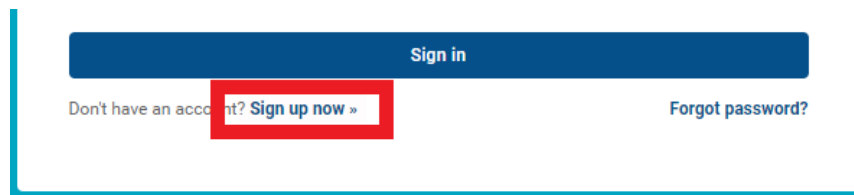


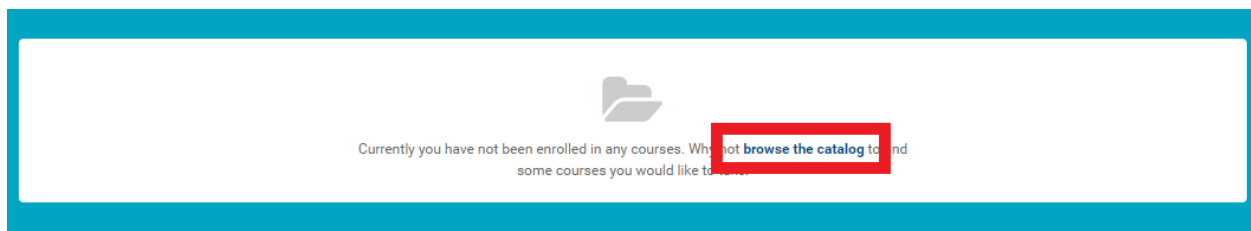


LearnUpon Sign-Up Instructions

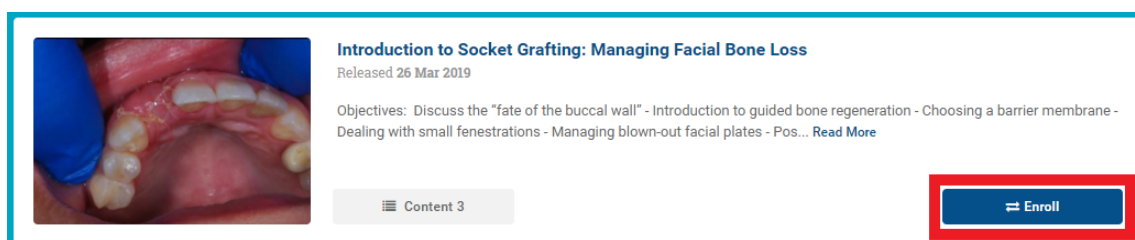
1. Visit the OR Foundation's webinar webpage by clicking [here](#).
2. Click the title of the course you would like to take (you will be redirected to the LearnUpon site).
3. Setting up an account:
 - a. Click "Sign up now" at the bottom of the page.



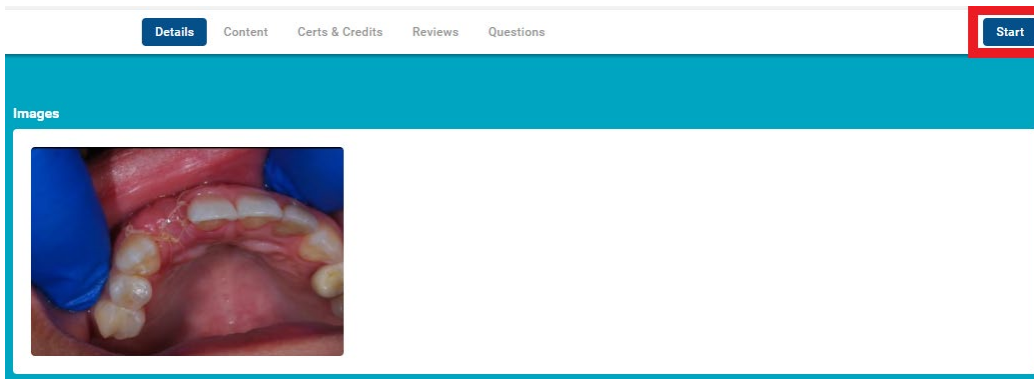
- b. Enter your email address and password, then click "Sign up"
- c. On the next page, click "browse the catalog"



- d. Review the list of courses and click "Enroll" on the one you are interested in taking.



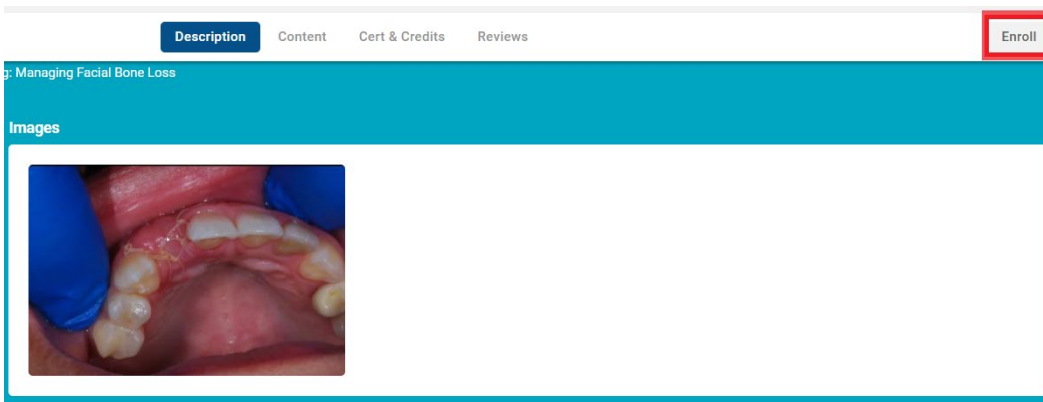
e. Click "Start" to begin the course



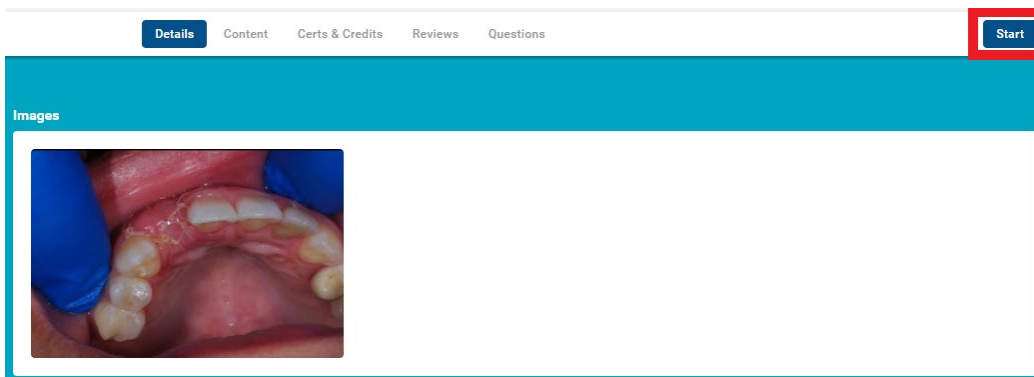
4. If you already have an account:

a. enter your email address and password and click "Sign in".

b. To start the webinar, click "Enroll"



c. Click "Start" to begin the course



5. Continuing Education Credit:

- a. To Receive one hour of CE credit, click “Next Module” to complete the quiz.
- b. Once you complete the quiz and receive a passing score of 60% or more, click “Next Module” to fill out the form to receive your Verification of Course Attendance via email. Please make sure to check your junk/spam folder if you don't receive the email within an hour of completing the form.

